



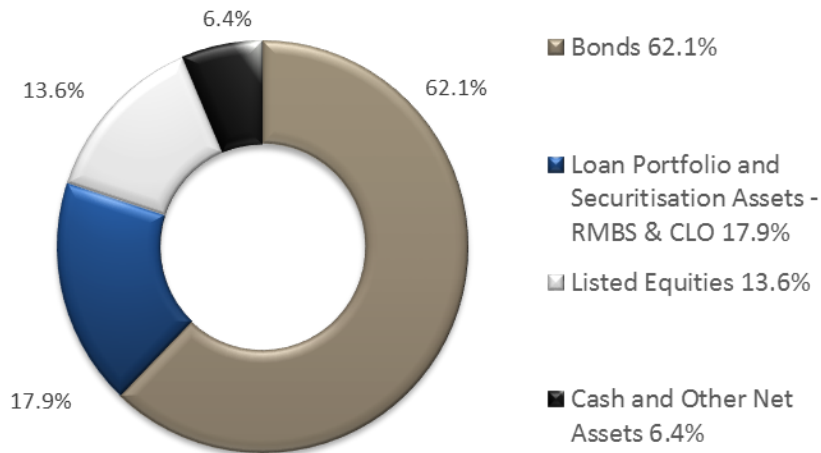
GLOBAL INVESTMENTS  
LIMITED

# Current Asset Review

Period ended 30 June 2016

# NET ASSET VALUE

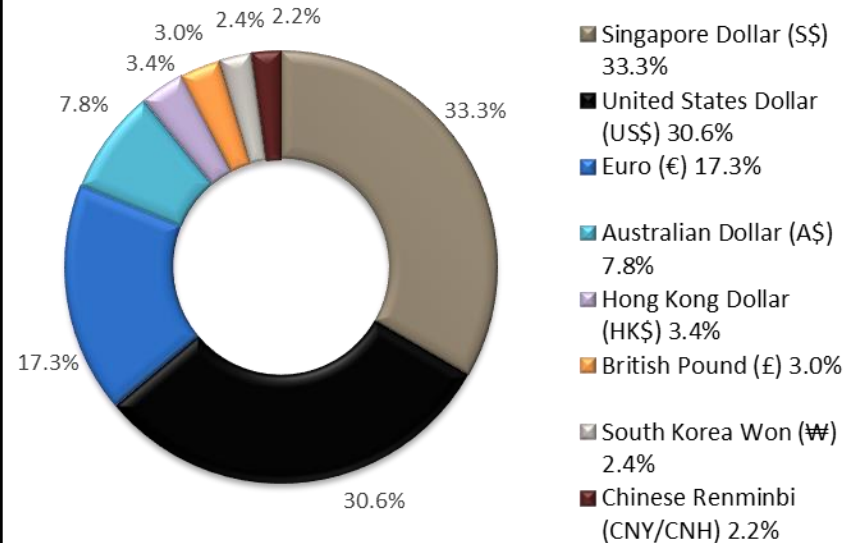
**Breakdown by Asset Class and Investment  
as at 30 June 2016 <sup>1</sup>**



<sup>1</sup> Net Asset Value as at 30 June 2016 is S\$287.89 million

<sup>2</sup> Currency positions are net of hedging

**Breakdown by Currency  
as at 30 June 2016 <sup>2</sup>**



# RESIDENTIAL MORTGAGE-BACKED SECURITIES (“RMBS”)

- GIL is invested in a portfolio of Australian RMBS, which are securitisation vehicles that hold Australian residential mortgage loans. Resimac Bastille Trust Series 2013-1NC, hold Australian non-conforming and prime residential property mortgage loans, whilst Liberty Series 2013-2 holds Australian non-conforming residential property mortgage loans.
- On 9 May 2016, Resimac Bastille Trust Series 2012-1NC was called. GIL received 100% of the current face value of the Class D and Class E notes.

Security	Current Rating (Moody's/S&P)	Current Face	Coupon	Credit Support
RESIMAC BASTILLE TRUST SERIES 2013- 1NC D	NR/BBB	477,142	BBSW + 4.50%	6.82%
RESIMAC BASTILLE TRUST SERIES 2013- 1NC E	NR/BB	433,765	BBSW + 6.50%	4.00%
LIBERTY SERIES 2013-2 CLASS E	NR/BB	1,000,000	BBSW + 7.0%	3.69%
<b>RMBS Total</b>		<b>1,910,907</b>		

## KEY INFORMATION

As at 30 June 16

**Carrying Value <sup>1</sup>** A\$ 1.94 m

**Cumulative Impairment :** A\$ 0 m

<sup>1</sup> The carrying value is determined in accordance with the requirements of IFRS and is not reflective of the current realisable value in the event of immediate disposal.

# COLLATERALISED LOAN OBLIGATION (“CLO”) SECURITIES

- GIL is invested in a portfolio of USD and EUR denominated CLO. The CLO investments are in mezzanine and subordinated notes which are issued by securitization vehicles that hold collateral consisting of mainly senior secured corporate debt.

## USD Portfolio

- Under the USD CLO portfolio, total investment amounted to US\$22.02 million as at 30 June 2016 with total current face amount of US\$23.50 million.
- In 2Q 2016, total interest collected from the USD portfolio amounted to approximately US\$0.36 million.
- Corporate default rates are expected to climb as the credit cycle begins to turn. Weaker credit fundamentals may cause over-collateralisation levels to decline.

## USD Denominated CLO Portfolio

Security	Current Rating (Moody's/S&P/Fitch)	Current Face	Coupon	Credit Support
Keuka Park CLO Ltd 2013-1X Class E	Ba3/NR/NR	2,500,000	3mL + 450bp	6.81%
Symphony CLO Ltd 2014-15A Class E	Ba3/NR/NR	5,000,000	3mL + 505bp	8.07%
CGMS CLO Ltd 2015-1X Class E2 #	Ba3/NR/NR	4,000,000	3mL + 575bp	7.79%
Voya CLO Ltd 2015-1X Class D	Ba3/NR/NR	4,000,000	3mL + 560bp	7.96%
Dryden Senior Loan Fund 2015-38X Class E	Ba3/NR/NR	4,000,000	3mL + 605bp	8.33%
LCM Ltd Partnership 19X Class E2	NR/BB-/NR	4,000,000	3mL + 570bp	8.07%
<b>Total</b>		<b>23,500,000</b>		

# Carlyle Global Market Strategies

# COLLATERALISED LOAN OBLIGATION (“CLO”) SECURITIES

(cont.)

## EUR Portfolio

- Under the EUR CLO portfolio, total investment amounted to € 26.71 million as at 30 June 2016 with total current face amount of € 27.00 million.
- In 2Q 2016, total interest collected from EUR denominated CLO securities amounted to approximately € 0.6 million.
- During the quarter, GIL subscribed to EUR 3 million of the Laurelin 2016-1X DAC Class E note
- There is a high risk that coupons to the Avoca VI Class M and the Avoca VII Class G securities may be suspended in the short to mid term due to ratings downgrades and possible defaults in the underlying portfolios.

## EUR Denominated CLO Portfolio

Security	Current Rating (Moody's/S&P/ Fitch)	Current Face	Coupon	Credit Support
Avoca CLO VI PLC Class M	NR/NR/NR	4,000,000	N.A.	N.A.
Avoca CLO VII PLC Class F	NR/CCC-/CCC	7,000,000	6mE <sup>1</sup> + 495bp	4.19%
Avoca CLO VII PLC Class G	NR/NR/NR	8,000,000	N.A.	N.A.
Richmond Park CLO Ltd 1X Class D	Ba2/NR/BB	5,000,000	3mE <sup>1</sup> + 525bp	10.60%
Laurelin 2016-1X DAC Class E	Ba2/BB/NR	3,000,000	3mE <sup>1</sup> + 630bp	11.00% <sup>2</sup>
<b>Total</b>		<b>27,000,000</b>		

<sup>1</sup> 3mE and 6mE refer to 3-month Euribor and 6-month Euribor respectively

N.A.: Not Applicable

<sup>2</sup> Credit support is indicative

## KEY INFORMATION

As at 30 June 16	USD CLOs	EUR CLOs
<b>Carrying Value</b> <sup>1</sup>	US\$ 22.32 m	€ 12.95 m
<b>Cumulative Impairment (less reversals)</b> <sup>2</sup> :	Nil	€ 9.44 m
<b>Cumulative Fair Value Loss :</b>	Nil	€ 1.91 m

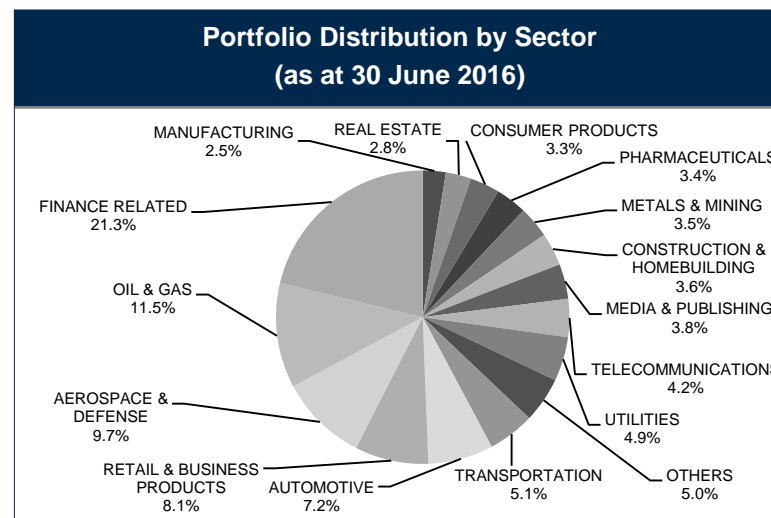
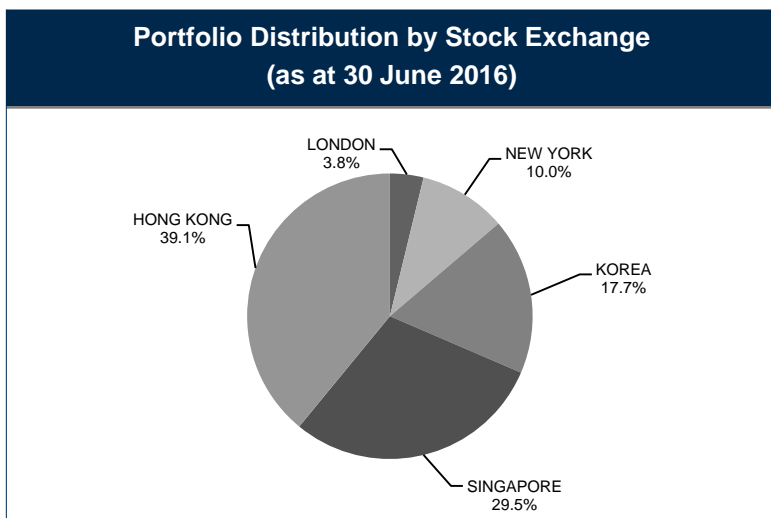
<sup>1</sup> The carrying value is determined in accordance with the requirements of IFRS and is not reflective of the current realisable value in the event of immediate disposal.

<sup>2</sup> The cumulative impairment is in respect of investments in Avoca VI PLC Class M, and Avoca VII PLC Class F and Class G.

# LISTED EQUITY PORTFOLIO

KEY INFORMATION	
As at 30 June 16	
<b>Carrying Value <sup>1</sup>:</b>	S\$ 39.09 m
<b>Cumulative Impairment :</b>	S\$ 18.51 m
<b>Cumulative Fair Value Gain :</b>	S\$ 1.63 m
Portfolio as at 30 June 16	
<b>No. of Securities</b>	49

- During the quarter, GIL registered a net loss on disposal of equities of S\$0.12 million and dividend income of about S\$0.55 million. As at 30 June 2016, the total carrying value of the listed equity portfolio was S\$39.09 million, while the cumulative fair value gain was S\$ 1.63 million.
- As at 30 June 2016, the equity portfolio comprised S\$15.28M in Hong Kong, followed by S\$11.53M in Singapore, S\$6.92M in South Korea, S\$3.89M in the US and S\$1.48M in Europe. In terms of sector distribution, the highest weighting was in finance related (S\$8.31M), followed by oil & gas (S\$4.51M) and aerospace & defense (S\$3.78M).

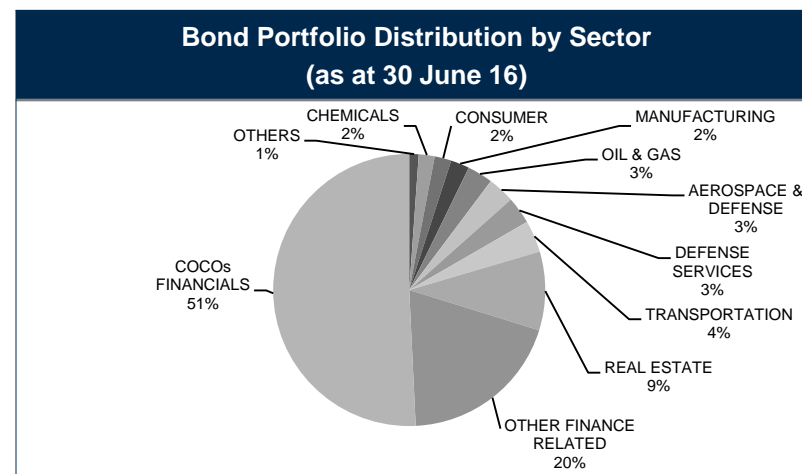
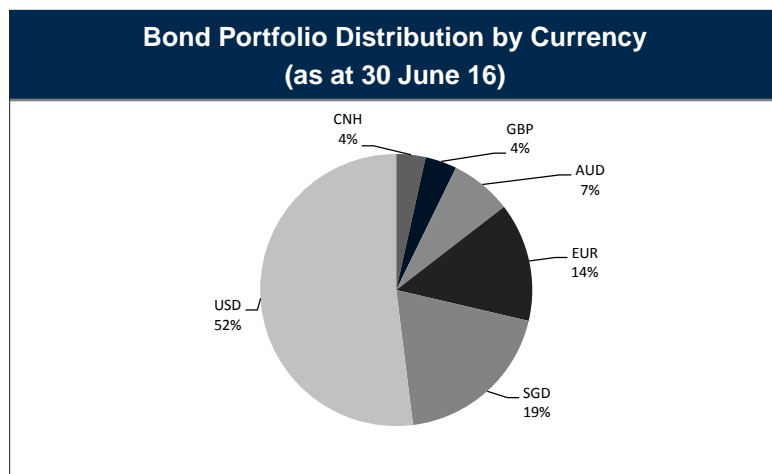


<sup>1</sup> The carrying value is determined in accordance with the requirements of IFRS and is not reflective of the current realisable value in the event of immediate disposal.

# BONDS

KEY INFORMATION	
As at 30 June 16	
<b>Carrying Value <sup>1</sup>:</b>	S\$ 178.84 m
<b>Cumulative Impairment :</b>	S\$ 4.04 m
<b>Cumulative Fair Value Loss :</b>	S\$ 3.20 m
Portfolio as at 30 June 16	
<b>No. of Securities</b>	48

- The carrying value as at 30 June 2016 was S\$178.84 million. During the quarter, net purchase of bonds (excluding accrued interest) amounted to around S\$33.46 million.
- Approximately 15.7% of the portfolio is unrated while the rated issues have a weighted average rating of Ba2.
- As at 30 June 2016, the approximate weighted average coupon was 6.56%.
- The approximate weighted average maturity of the bond portfolio was 4.62 years <sup>2</sup>.



<sup>1</sup> The carrying value is determined in accordance with the requirements of IFRS and is not reflective of the current realisable value in the event of immediate disposal.

<sup>2</sup> Calculation of weighted average maturity assumes maturity at the first call date, if available.